

# RL Global Equity Diversified Fund

30 April 2026

## Risk Rating

1	2	3	4	5	6	7
Very Low	Low	Low to Medium	Medium	Medium to High	High	Very High

At Royal London we classify our range of funds into seven different risk categories to help you better understand the risks to your original investment. Investing should always be considered over the medium to long-term (at least 7 years) so as to reduce the risk of short-term volatility.

## Investment Objective

The actively managed fund aims to achieve a return on your investment, through a combination of capital growth and income on the fund's assets, by mainly investing globally in equities and promotes environmental and social characteristics in line with our responsible investment policy. Due to its high equity exposure, this fund is expected to be more volatile and is suited to a longer term investment horizon (7+Years).

## Investment Strategy

The fund is currently aiming to out perform the MSCI All Countries World Index through investing in a RLAM managed fund, but may elect to track other appropriate indices.

### Key Information

<b>Fund Manager</b>	RLAM
<b>Launch Date</b>	20-07-2021
<b>Fund Size</b>	€330,000,000.00
<b>Base Currency</b>	EUR
<b>Asset Class</b>	Equity Global
<b>Bm Index</b>	MSCI All Countries World Net Total Return Index EUR
<b>No. Holdings</b>	203
<b>AMC</b>	0.00%
<b>Add'l Inv Expense</b>	0.12%
<b>SFDR Article</b>	8
<b>UCIT Holding</b>	Royal London Global Equity Diversified Fund (IRL)

### Fund Performance Analysis

<b>Effective Date</b>	30-04-2026
<b>Ann. Performance</b>	--
<b>Best Month</b>	8.92% (Jul 22)
<b>Worst Month</b>	-7.33% (Sep 22)
<b>Average Month</b>	1.00%
<b>No. Positive Months</b>	34

### Fund Performance



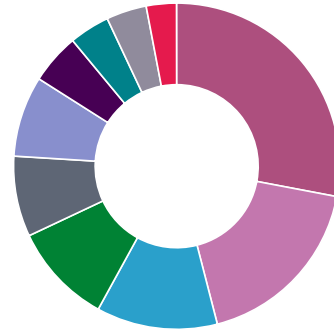

### Annualised Performance - RL Global Equity Diversified Fund

1Mth	3Mth	1Yr	3Yr(p.a.)	5Yr(p.a.)
8.91%	4.81%	25.63%	17.69%	--

### Cumulative Performance - RL Global Equity Diversified Fund

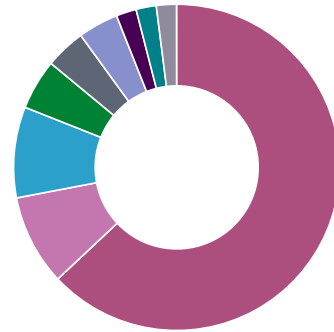
1Mth	3Mth	1Yr	3Yr	5Yr
8.91%	4.81%	25.63%	63.03%	--

## Sector Breakdown



As at 30/04/2026

## Regional Allocation



As at 30/04/2026

## Top 10 Holdings

Name	Weight
ALPHABET INC CLASS A	5.50%
NVIDIA CORP	5.30%
APPLE INC	4.00%
MICROSOFT CORP	3.40%
AMAZON COM INC	3.20%
TAIWAN SEMICONDUCTOR MANUFACTURING	2.60%
JPMORGAN CHASE	1.70%
MICRON TECH	1.40%
BHP GROUP	1.40%
BROADCOM CORP	1.30%
Total	29.80%

## Risks

Before you invest in this fund, or any fund, it is important that you speak with your Financial Broker to ensure you understand and are comfortable with the risks involved. Details of the risks of investing in a fund are explained in the 'RL Fund Guide' brochure which you can download on [www.RoyalLondon.ie](http://www.RoyalLondon.ie) or is available from your Financial Broker.

## Risk Factors

Market Fluctuations
Capital Returns
Currency Risk
Counterparty Risk
Liquidity Risk

## Sustainability Risks

Every fund is exposed to some degree of sustainability risks. If a sustainability risk materialises, the impact on the fund would depend on how the event impacts on the price of the asset (for example bond, equity, property or cash) that the fund invests in. A fund diversified across multiple asset classes and regions will lower the potential adverse impact on the return if a sustainable event materialises.

## Additional Investment Expense

There may be additional expenses charged to the funds. These expenses cover the costs incurred by the investment management company and are taken from the value of the fund. The level of these expenses may vary across funds and from year to year. Our fund fact sheets, which are available from your Financial Broker, provide you with the most up to date amount of the additional investment expense for a specific fund as provided to us by the investment management companies. You can also find more detailed information on additional investment expenses and what they are comprised of on our website at [www.royallondon.ie/additionalinvestmentexpenses](http://www.royallondon.ie/additionalinvestmentexpenses).

## Important Information

While we believe the information set out is reliable, we cannot guarantee its accuracy. Mention of specific assets does not constitute an offer or recommendation to invest in those assets. Please talk to your financial broker or advisor and refer to the fund information available on our website [www.royallondon.ie](http://www.royallondon.ie) for the key features of the fund, charges, risks associated with investing and for a description of the stated risk profile.

**Warning: If you invest in this product you may lose some or all of the money you invest.**

**Warning: Past performance is not a reliable guide to future performance.**

**Warning: The value of your investment may go down as well as up.**

**Warning: This fund may be affected by changes in currency exchange rates.**



Royal London Ireland  
47-49 St Stephen's Green, Dublin 2  
T: 01 429 3333 F: 01 662 5095 E: [pensions@royallondon.ie](mailto:pensions@royallondon.ie)  
[royallondon.ie](http://royallondon.ie)

Royal London Insurance DAC, trading as Royal London Ireland is regulated by the Central Bank of Ireland. Royal London Insurance DAC is registered in Ireland, number 630146, at 47-49 St Stephen's Green, Dublin 2. Royal London Insurance DAC is a wholly owned subsidiary of The Royal London Mutual Insurance Society Limited which is registered in England, number 99064, at 80 Fenchurch Street, London, EC3M 4BY.