

RL Multi-Asset Growth Fund

30 November 2025

Key Information

Fund Manager	RLAM
Launch Date	17-08-2021
Fund Size	€102,300,000.00
Base Currency	EUR
Asset Class	Multi-Asset
Bm Index	Composite Benchmark
AMC	0.00%
Add'l Inv Expense	0.18%
SFDR Article	8
UCIT Holding	Royal London Multi Asset Growth (IRL)

Risk Rating

1	2	3	4	5	6	7
Very Low	Low	Low to Medium	Medium	Medium to High	High	Very High

At Royal London we classify our range of funds into seven different risk categories to help you better understand the risks to your original investment. Investing should always be considered over the medium to long-term (at least 7 years) so as to reduce the risk of short-term volatility.

Investment Objective

This actively managed fund aims to generate a return on your investment over the long term (5 years or more), through a combination of capital growth and income on the fund's assets, which reflects the return of a diversified portfolio of global assets. The fund is part of Royal London Ireland Multi-Asset range, which offers four funds with different combinations of expected investment risk and returns. This fund aims to achieve a medium level of risk and return relative to the other funds in the Multi-Asset range. Typically, the fund will have a higher exposure to risk assets, such as equities.

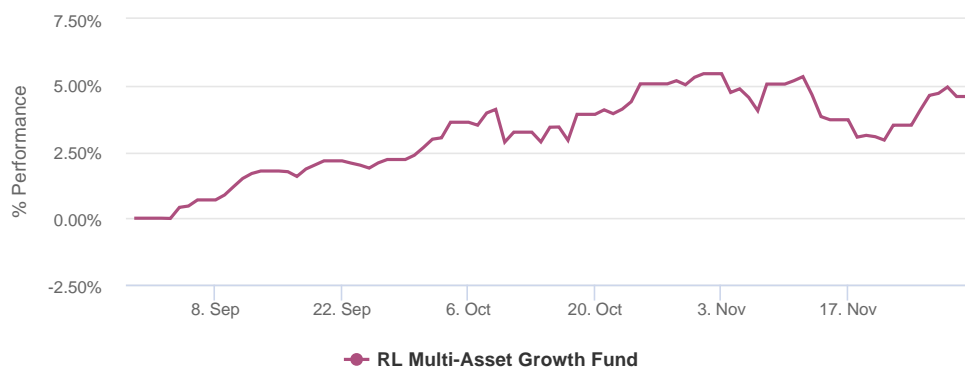
Investment Strategy

The fund is currently aiming to outperform a composite index investing in a RLAM managed fund, but may elect to track other appropriate indices.

Fund Performance Analysis

Effective Date	30-11-2025
Ann. Performance	--
Best Month	5.50% (Jul 22)
Worst Month	-5.41% (Sep 22)
Average Month	0.43%
No. Positive Months	29

Fund Performance



Longboat Analytics

Annualised Performance - RL Multi-Asset Growth Fund

1Mth	3Mth	1Yr	3Yr(p.a.)	5Yr(p.a.)
-0.69%	4.58%	3.94%	8.77%	--

Cumulative Performance - RL Multi-Asset Growth Fund

1Mth	3Mth	1Yr	3Yr	5Yr
-0.69%	4.58%	3.94%	28.68%	--

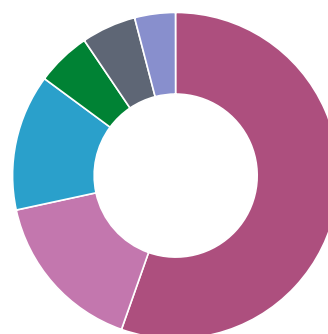
Presented by: Longboat Analytics

Figures Based on: Bid to Bid, Net of AMC, Gross income, EUR

Strategic Asset Allocation

The chart below shows the long-term Strategic Allocation (SAA) of the fund. The SAA forms the backbone of the fund and is reviewed annually. Percentages are subject to rounding.


Global Equity	55.4%
Corporate Bonds	16.2%
Euro Cash	13.5%
Commodities	5.4%
Global High Yield Bonds	5.4%
Property	4.1%



As at 30/11/2025

Tactical Asset Allocation

The chart below shows the shorter-term asset allocation of the fund in relation to the SAA. Percentages are subject to rounding.



As at 30/11/2025

Top 10 Holdings

Name	Weight
RLAM Global Diversified Equity Fund R acc EUR	17.54%
RLAM Global Sustainable Credit Fund R acc EUR	9.22%
Royal London US Equity Tilt R Acc	7.12%
iShares EUR Govt Bond Climate UCITS ETF Accum Shs EUR	6.86%
Royal London Glb Hi Yld Bd Fd C R (Acc) EUR Hedged	5.98%
Royal London Equity Funds ICVC - Royal London Global Equity Diversified Fund Accum R GBP	5.45%
RL Emerging Markets Equity Tilt R Acc	5.10%
Royal London Asset Management Bond Funds PLC - Royal London European Sustainable Credit Fund Accum R EUR	4.59%
Government Of France 0.0% 17-dec-2025	4.08%
RLAM Global Sustainable Equity Fund R acc EUR	3.47%
Total	69.41%

Risks

Before you invest in this fund, or any fund, it is important that you speak with your Financial Broker to ensure you understand and are comfortable with the risks involved. Details of the risks of investing in a fund are explained in the 'RL Fund Guide' brochure which you can download on www.RoyalLondon.ie or is available from your Financial Broker.

Risk Factors

Market Fluctuations
Capital Returns
Currency Risk
Counterparty Risk
Liquidity Risk

Sustainability Risks

Every fund is exposed to some degree of sustainability risks. If a sustainability risk materialises, the impact on the fund would depend on how the event impacts on the price of the asset (for example bond, equity, property or cash) that the fund invests in. A fund diversified across multiple asset classes and regions will lower the potential adverse impact on the return if a sustainable event materialises.

Additional Investment Expense

There may be additional expenses charged to the funds. These expenses cover the costs incurred by the investment management company and are taken from the value of the fund. The level of these expenses may vary across funds and from year to year. Our fund fact sheets, which are available from your Financial Broker, provide you with the most up to date amount of the additional investment expense for a specific fund as provided to us by the investment management companies. You can also find more detailed information on additional investment expenses and what they are comprised of on our website at www.royallondon.ie/additionalinvestmentexpenses.

Important Information

While we believe the information set out is reliable, we cannot guarantee its accuracy. Mention of specific assets does not constitute an offer or recommendation to invest in those assets. Please talk to your financial broker or advisor and refer to the fund information available on our website www.royallondon.ie for the key features of the fund, charges, risks associated with investing and for a description of the stated risk profile.

Warning: If you invest in this product you may lose some or all of the money you invest.

Warning: Past performance is not a reliable guide to future performance.

Warning: The value of your investment may go down as well as up.

Warning: This fund may be affected by changes in currency exchange rates.



Royal London Ireland
47-49 St Stephen's Green, Dublin 2
T: 01 429 3333 F: 01 662 5095 E: pensions@royallondon.ie
royallondon.ie

Royal London Insurance DAC, trading as Royal London Ireland is regulated by the Central Bank of Ireland. Royal London Insurance DAC is registered in Ireland, number 630146, at 47-49 St Stephen's Green, Dublin 2. Royal London Insurance DAC is a wholly owned subsidiary of The Royal London Mutual Insurance Society Limited which is registered in England, number 99064, at 80 Fenchurch Street, London, EC3M 4BY.